

Date Published: 12 May 2021



## **LOCAL OUTBREAK ENGAGEMENT BOARD**

**11 MAY 2021**

### **SUPPLEMENTARY PAPERS**

**TO: ALL MEMBERS OF THE LOCAL OUTBREAK ENGAGEMENT BOARD**

The following papers were not available for publication with the rest of the agenda.

Kevin Gibbs  
Executive Director: Delivery

	<b>Page No</b>
<b>4. NATIONAL AND LOCAL COVID-19 STATUS AND ROADMAP UPDATE</b>	<b>1 - 6</b>
To provide an update on the status of the Covid-19 pandemic at a national and local level and to give guidance on understanding and using available data at a local level.	

This page is intentionally left blank

# LOEB COVID-19 Briefing

**11<sup>th</sup> May 2021**

The information included in this briefing is correct at  
5<sup>th</sup> May 2021 9am

# Situational Awareness

Bracknell Forest has had 7,465 confirmed cases of COVID-19 so far. Over the last 7 days (29<sup>th</sup> Apr – 5<sup>th</sup> May) there has been 17 new cases of COVID-19.

The current weekly rate is 13.9 per 100,000 population, which is a 30% decrease on the week before.

Bracknell Forest's rate for people aged 60 and over has decreased by 34% over the last week to 8.1 per 100,000 population.

## Situational Awareness indicators from 29<sup>th</sup> April – 5<sup>th</sup> May in comparison to previous 7-day period

Area	Individuals tested per 100.000 population (7-day moving average)		Percentage individuals test positive (weekly)		Cases per 100.000 population - all ages (weekly)		Cases per 100.000 population - 60+ (weekly)		Number of confirmed cases (last 7 days)
	Value	Change	Value	Change	Value	Change	Value	Change	
Bracknell Forest	301.5	→	0.4	→	13.9	↓	8.1	↓	17
Reading	397.2	↓	0.8	↑	24.1	↑	11.1	↑	39
Slough	333	↓	1.4	↓	35.4	↓	4.7	↓	53
West Berkshire	287.4	↓	1	↑	29.7	↑	9.9	→	47
Windsor and Maidenhead	320.8	↓	0.7	↓	24.4	↓	11.0	↑	37
Wokingham	267	↓	0.3	↓	11.7	↓	0.0	↓	20
South East	342.1	↓	0.4	↓	14	↓	5.4	↓	1,246
England	341.9	↓	0.8	→	21.4	↓	7.0	↓	12,050

Source: PHE Regional South East Situational Awareness Report (10<sup>th</sup> May 2021)

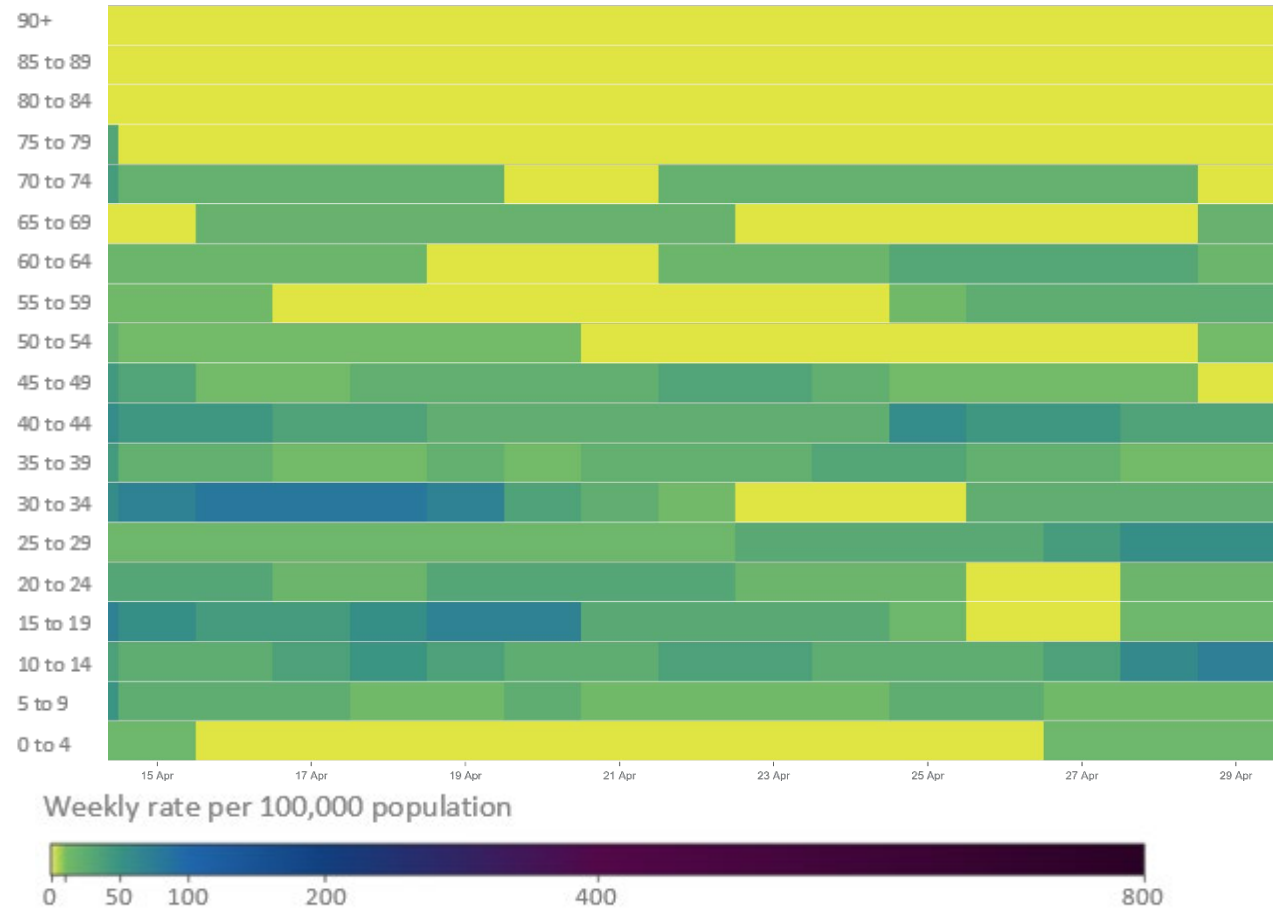
\* Dates and figures refer to specimen date

# Bracknell Forest

Weekly rate information is now available by 5-year age band. This heatmap enables us to see the levels of Covid-19 diagnoses by age group in Bracknell Forest and this has changed over time. Darker colours show higher weekly case rates by 100,000 population.

Weekly case rates at 29<sup>th</sup> April show the highest rates in people aged 10 to 14 (72 per 100k) and 25 to 29 (55 per 100k). There were no cases for people 70 and over.

Weekly rates by age group in Bracknell Forest from 15<sup>th</sup> to 29<sup>th</sup> April 2021

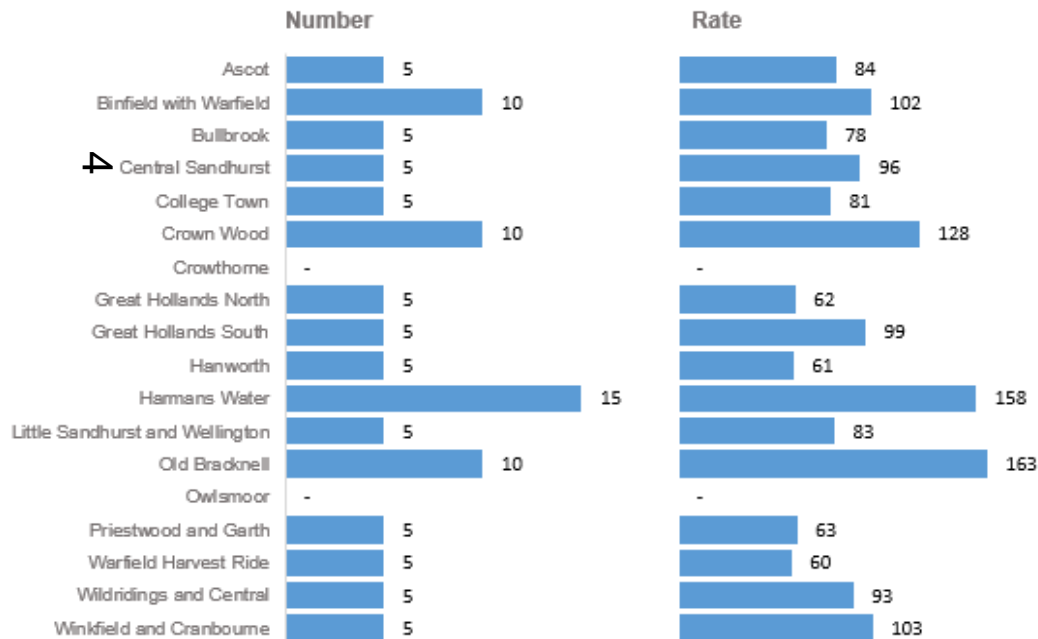


Information on case rates since the start of the pandemic can be found at: [Cases | Coronavirus in the UK \(data.gov.uk\)](https://data.gov.uk/cases/coronavirus-in-the-uk)

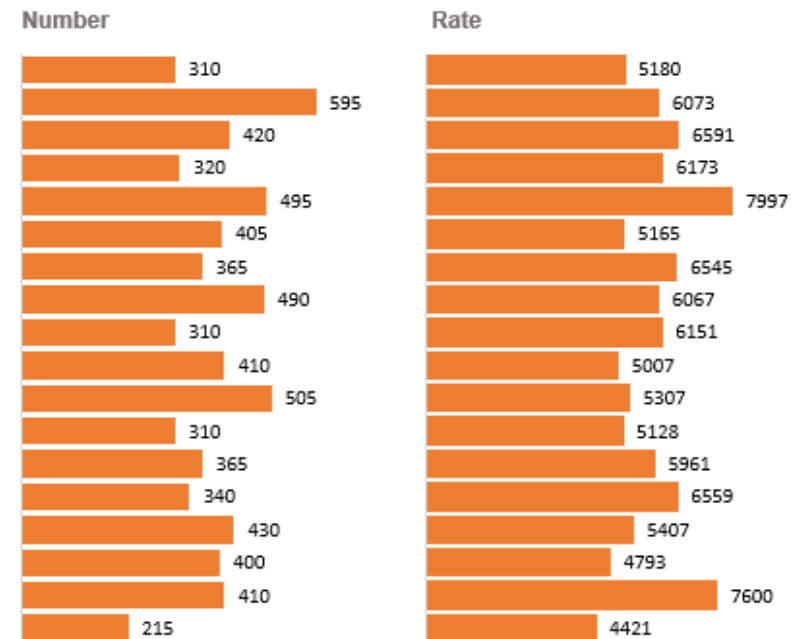
# Bracknell Forest

Data on confirmed COVID-19 cases are shown by Electoral Ward. This analysis now looks at a 4-weekly period in the first graphs (blue) to ensure that data can be shown and not suppressed. Data relating to each Electoral Ward has been rounded to the nearest 5 in order to protect the identity of individuals. Caution should be taken with this information, as it will be based on small numbers and can fluctuate.

**Cases and 4-weekly rate per 100,000 population for the latest week (2<sup>nd</sup> April to 29<sup>th</sup> April 2021)**



**Total cases and total rates per 100,000 population (since Mar-20)**

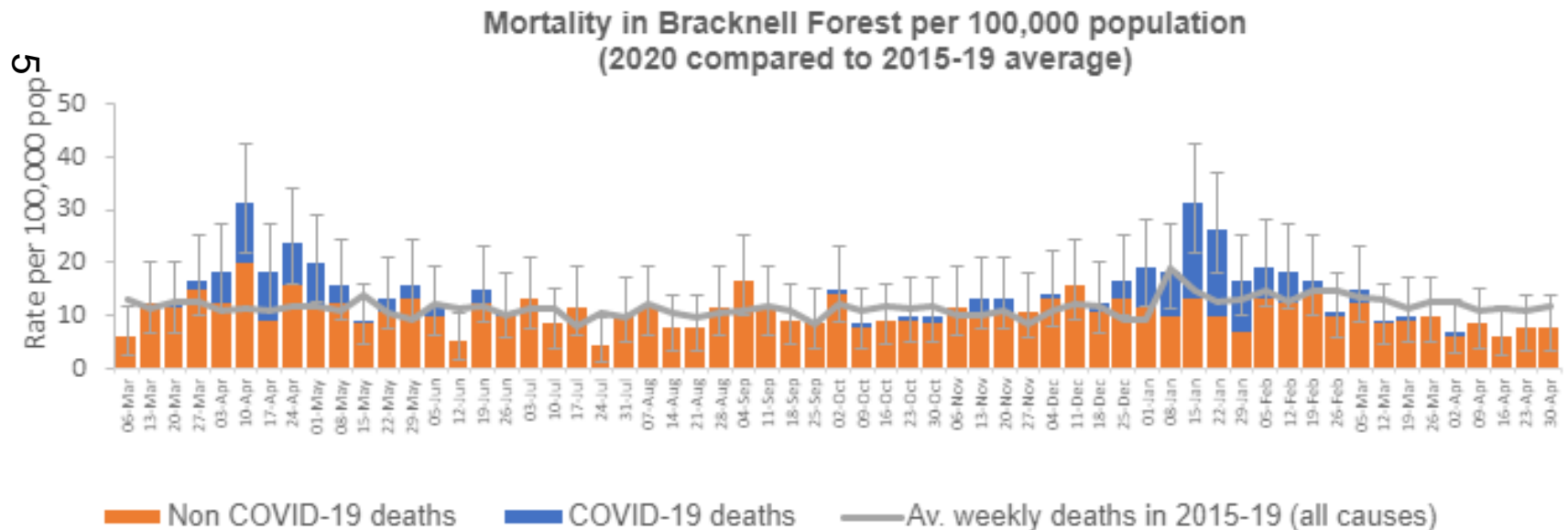


Source: PHE Second Generation Surveillance System (SGSS)

# Deaths

There have been 187 COVID-19 related deaths during the pandemic. No new deaths have been recorded since the week ending 2<sup>nd</sup> April 2021 in Bracknell Forest.

Since March 2020, Bracknell Forest's all-cause mortality rate has been 13% higher than the previous 5 year average, which equates to 131 additional deaths.



Source: [Office for National Statistics; Death registrations and occurrences by local authority](#)

# Covid-19 Vaccinations in Berkshire

Over 441,000 people living in Berkshire have now received a Covid-19 (dose 1) vaccination. This is an increase of approximately 15,000 people since last week.

## Number of Covid-19 (dose 1) vaccinations by LA and age group (8th December 2020 to 25<sup>th</sup> April 2021)

LA	Under 45	45-49	50-54	55-59	60-64	65-69	70-74	75-79	80+	Total
Bracknell Forest	13,173	6,976	8,209	7,849	6,542	5,293	4,822	3,430	4,654	60,948
Reading	15,584	7,335	9,260	8,511	6,860	5,477	5,081	3,849	5,581	67,538
Slough	17,869	7,489	7,881	6,870	5,939	4,665	3,577	2,314	3,624	60,228
West Berkshire	12,465	7,311	11,806	11,217	9,528	8,214	8,423	6,221	7,941	83,126
Windsor and Maidenhead	16,854	9,665	10,680	10,045	8,321	6,874	7,034	5,413	8,010	82,896
Wokingham	14,118	9,941	11,673	11,285	9,409	7,586	7,891	5,997	8,374	86,274

94% of people aged 80 and over have now received a vaccination in Berkshire and 89% of people aged 50 and over.

## Estimated population coverage by LA and age group (8th December 2020 to 25<sup>th</sup> April 2021)

LA	16-44	45-49	50-54	55-59	60-64	65-69	70-74	75-79	80+	16+
Bracknell Forest	26%	74%	86%	89%	90%	91%	93%	95%	95%	58%
Reading	16%	55%	77%	80%	83%	87%	90%	91%	92%	41%
Slough	23%	60%	74%	78%	80%	84%	87%	88%	87%	45%
West Berkshire	21%	60%	89%	91%	92%	94%	96%	97%	97%	60%
Windsor and Maidenhead	28%	77%	84%	86%	87%	91%	93%	95%	95%	61%
Wokingham	21%	69%	88%	90%	91%	93%	95%	96%	96%	58%

86% of people aged 80 and over have now received both doses of the vaccine in Berkshire and 40% of people aged 50 and over.

Source: [Statistics » COVID-19 Vaccinations \(england.nhs.uk\)](https://www.gov.uk/government/statistics/covid-19-vaccinations)