

# Bracknell Forest

**Similar local authorities**  
Worst | 15th out of 15

**National**  
Best | 37th out of 150

Population  
**113,696**

Total premature deaths  
**785** 2009–2011

Compare:

Similar local authorities  
All local authorities

Bracknell Forest is in  
**Socioeconomic decile 10**

Socioeconomic deprivation  
**Least deprived**

## Local authorities in this socioeconomic deprivation bracket

- Bath and North East Somerset
- Bracknell Forest
- Buckinghamshire CC
- Central Bedfordshire
- Hampshire CC
- Hertfordshire CC
- Kingston upon Thames
- Leicestershire CC
- Richmond upon Thames
- Rutland
- South Gloucestershire
- Surrey CC
- West Berkshire
- Windsor and Maidenhead
- Wokingham

[View full rankings](#)

## Similar local authorities

**Similar view:** Bracknell Forest's rank within the 15 local authorities in the same socioeconomic deprivation bracket.

Premature mortality outcomes ■ worst ■ worse than average ■ better than average ■ best

### Overall premature deaths per 100,000 for 2009–2011



### HIGHEST DEATH RATE

Rank

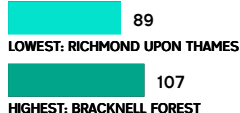
Deaths per 100,000 for 2009–2011

Common causes



## Cancer

**15<sup>th</sup>**  
OUT OF 15  
SIMILAR LOCAL  
AUTHORITIES



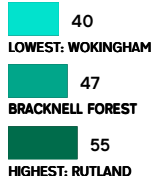
### HIGHEST DEATH RATE

- Smoking
- Alcohol
- Poor diet
- [How to reduce cancer rates](#)
- [Reduce your risk of cancer](#)



## Heart disease and stroke

**8<sup>th</sup>**  
OUT OF 15  
SIMILAR LOCAL  
AUTHORITIES




- High blood pressure
- Smoking
- Poor diet
- [How to reduce heart disease rates](#)
- [Reduce your risk of heart disease](#)



## Lung disease

**11<sup>th</sup>**  
OUT OF 14  
SIMILAR LOCAL  
AUTHORITIES

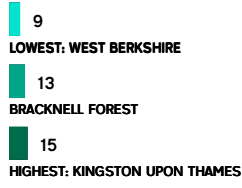


- Smoking
- Air pollution
- [How to reduce lung disease rates](#)
- [Reduce your risk of lung disease](#)



## Liver disease

**12<sup>th</sup>**  
OUT OF 14  
SIMILAR LOCAL  
AUTHORITIES



Alcohol

Hepatitis

Obesity

[How to reduce liver disease rates](#)

[Reduce your risk of liver disease](#)